

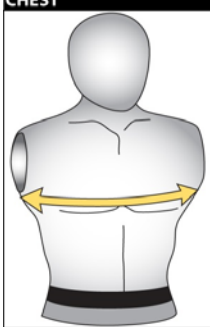
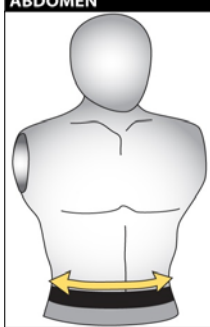
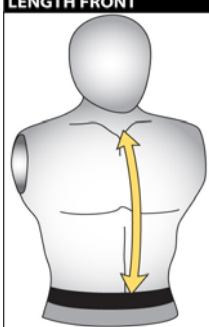
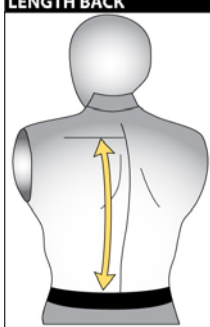


**MALE CONCEALABLE SIZING FORM**

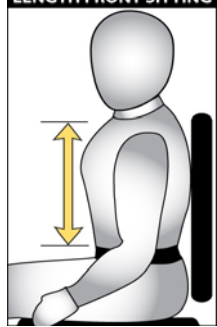
Name:	Date:	
Agency:	Sales Rep:	Distributor:
Address:	Person Measuring:	
City:	State:	Zip:

**SIZING PROCEDURE FOR USING TAPE MEASURE:** Measure and determine the size in the sequences shown below, then enter measurements in the provided boxes. For best results, take all measurements while the officer is wearing his regular duty uniform and belt.

**RELAXED STANDING MEASUREMENT SEQUENCE**

<p><b>CHEST</b></p>  <p style="text-align: center;">INCHES</p>	<p><b>ABDOMEN</b></p>  <p style="text-align: center;">INCHES</p>	<p><b>LENGTH FRONT</b></p>  <p style="text-align: center;">INCHES</p>	<p><b>LENGTH BACK</b></p>  <p style="text-align: center;">INCHES</p>
<p>(Round to the nearest inch) Measure under the arms, across the shoulder blades and around fullest part of the chest.</p>	<p>(Round to the nearest inch) Measure around the back and across the stomach above the duty belt at the widest section of the abdomen. <b>DO NOT INCLUDE OVERLAP</b></p>	<p>(Round to the nearest inch) Measure from the top of the sternum notch to the top of the duty belt.</p>	<p>(Round to the nearest inch) Measure from the large bone at the base of the neck (center of the back) to the top of the duty belt.</p>

**SITTING MEASUREMENT**

<p><b>LENGTH FRONT SITTING</b></p>  <p style="text-align: center;">INCHES</p>
<p>(Round to the nearest inch) Measure from the top of the sternum notch to the top of the duty belt.</p>

**ENTER SIZING INFORMATION:**

Vest Model: \_\_\_\_\_ Color: \_\_\_\_\_

Male:  TruFit:

Accessories: \_\_\_\_\_

Tails: \_\_\_\_\_ No Tails: \_\_\_\_\_

**IMPORTANT**

Be certain of your correct measurements and size. Point Blank will not assume responsibility for incorrect sizing. Any alterations resulting from incorrect sizing will be subject to alteration charges. No returns or exchanges will be accepted 30 days after delivery.

**ADDITIONAL MEASUREMENT DETAILS:**

**Chest Measurement (To be taken standing):** Ask the individual being measured to raise his/her arms to shoulder level. Place the beginning of the tape measure in the middle of the widest point of the chest. Continue around under the arms and across the shoulder blades until the tape measure meets the starting point, keeping the tape measure straight and snug, not tight. Ask the individual being measured to drop his/her arms to the side. Record the chest measurement.

**Abdomen Measurement (To be taken standing):** Place the beginning of the tape measure in the middle of the stomach at the widest section of the abdomen. Continue around the back and side until the tape measure meets where you started, keeping the tape measure straight and snug, not tight. Record the abdomen measurement.

**Front Length (To be taken standing):** Place the beginning of the tape measure at the notch in the clavicle. Continue down to the top of the duty belt, keeping the tape measure straight and snug, not tight. Record the front length measurement.

**Back Length (To be taken standing):** Measure from the large bone at the base of the neck (center of back) to the top of the duty belt, keeping the tape measure straight and snug, not tight. Record the back length measurement.

Height: \_\_\_\_\_ Weight: \_\_\_\_\_

Duty Belt On:  Yes  No

Duty Pants On:  Yes  No

Butt Fit:  Yes  No

Overlap:  1 Inch (Each Side)  
 2 Inches (Each Side)  
 Other

Trauma Insert:  Soft  SPEED  Blade

ThorShield:  Yes  No

ArmorVent Retrofit Kit:  Yes  No Sizes (Circle): XS | S | M | L | XL

**Abdomen** \_\_\_\_\_ + **Overlap (Each Side)** \_\_\_\_\_ = **Total** \_\_\_\_\_

**SIZING VEST INFORMATION:**

Sizing Vest Used:  YES  NO

Front Size: \_\_\_\_\_

Front Length (Check):  S3  S2  S1  R  L1  L2  
 L3  L4  L5

Front Width (Check):  R

Back Size: \_\_\_\_\_

Back Length (Check):  S3  S2  S1  R  L1  L2  
 L3  L4  L5

Back Width (Check):  R  W1  W2

**Deviations requested by officer:**

\_\_\_\_\_

\_\_\_\_\_

\_\_\_\_\_

**Officer Signature:**

**ADDITIONAL NOTES:**

\_\_\_\_\_

\_\_\_\_\_

\_\_\_\_\_

**FOR POINT BLANK USE:**

Front Size/Length: \_\_\_\_\_ Back Size/Length: \_\_\_\_\_

MALE: 301014 REVISION:

ISSUE DATE: 7/14/2014 EFFECTIVE DATE: